

M^{ulti} -W_{edged} *pulleys*

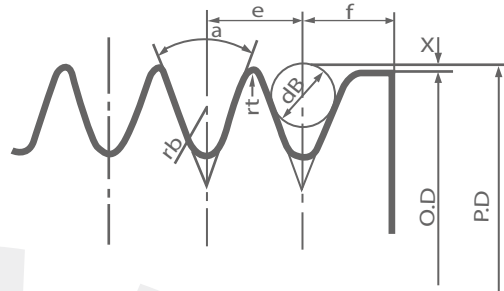
CHSSB can supply the whole series of Multi-Wedged Pulleys (J3-M20), from DP 20mm to 710mm. The pulleys are available in standard straight and taper lock bores.

Multi-Wedged Pulleys are made of GG25,GGG45,S45C or other materials requested by the customers.


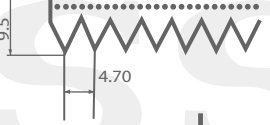
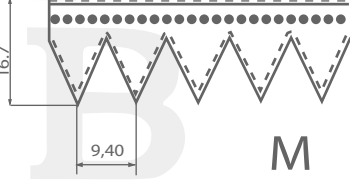


The pulleys are machined by high precise CNC, dynamically balanced and black coated. They have the features of high precision, steadiness and smooth transmission. They are suitable for kinds of precise, high speed and heavy loaded transmission equipments. They can also be used on auto motors. CHSSB can manufacture specially designed Multi-Wedged Pulleys according to customers' requests.

M^{ulti} -W_{edged} pulleys



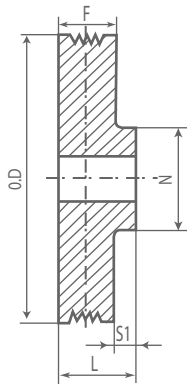
J - L - M

	 J	 L	 M
a°	40±0.5	40±0.5	40±0.5
x	0.34	1.33	2.46
e	2.34±0.03	4.70±0.05	9.40±0.05
f	0.32±0.07	0.48±0.08	0.85±0.10
rb(max)	0.40	0.60	0.75
f	3±0.5	10±1.0	14±1.0
dB	1.5±0.01	3.5±0.01	7±0.01

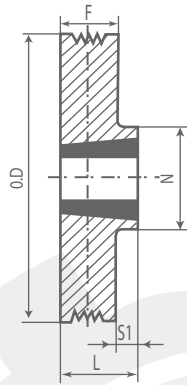
O.D	
<F74	0.13
F74~F250	0.25
>F250	0.25+(-250) x 0.0004

O.D	
<F74	±0.25
F74~F200	±0.50
>F200	- +{0.50+(-200) x 0.002}

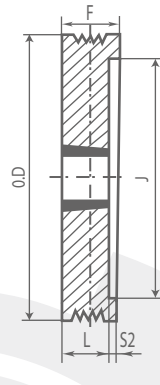
M^{ulti}-W_{edged} pulleys



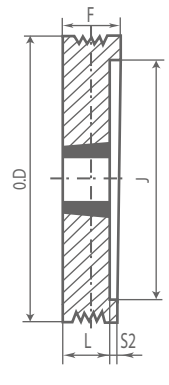
1S



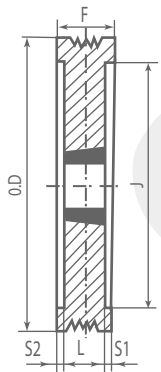
1



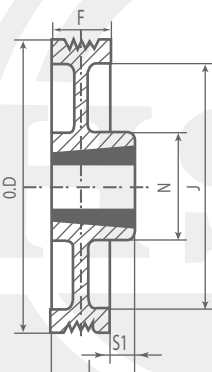
3A



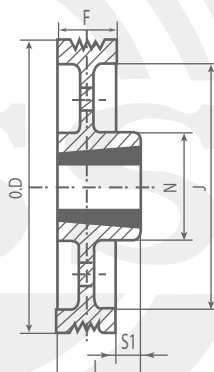
3B



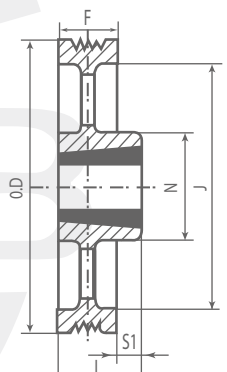
4



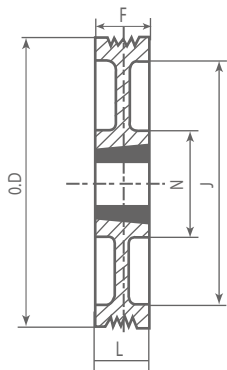
5A



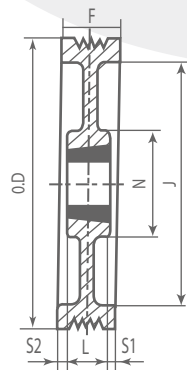
5B



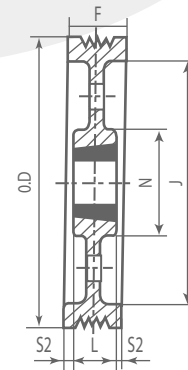
5C



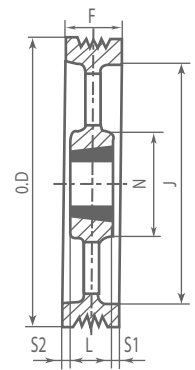
6A



7A



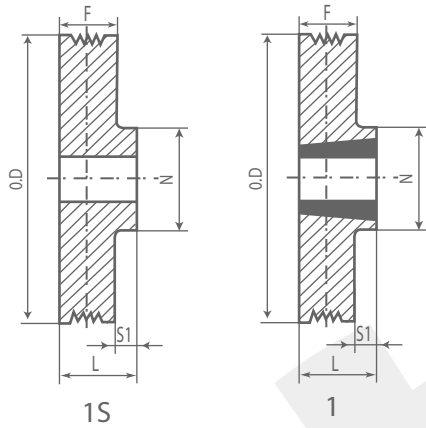
7B



7C

M^{ulti}-W_{edged} pulleys

J3

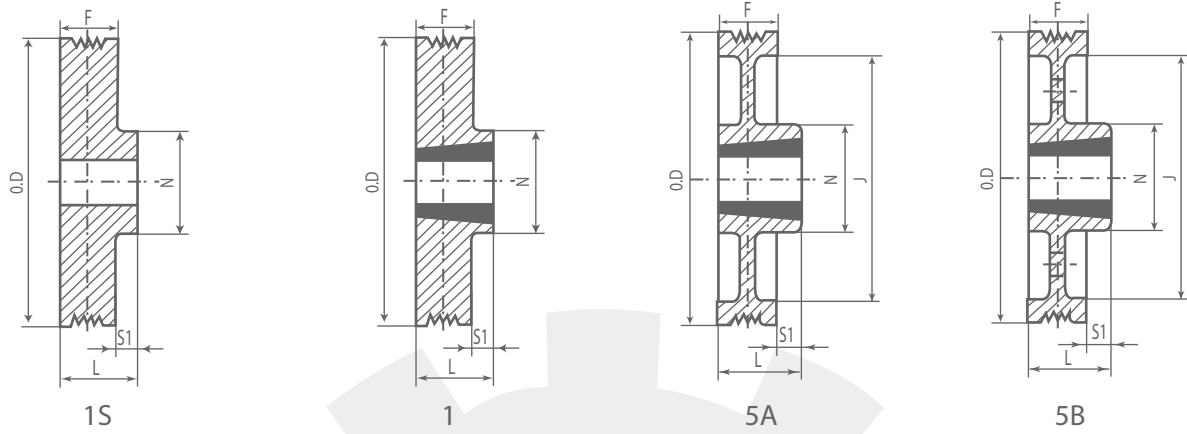


PART NO.	Bushing	O.D	TYPE	N	J	F	L	E	S ₁	S ₂	kg
PV20J3	—	20	1S	15	—	11	25	—	14	—	0.05
PV25J3	—	25	1S	22	—	11	25	—	14	—	0.07
PV28J3	—	28	1S	25	—	11	25	—	14	—	0.09
PV32J3	—	32	1S	28	—	11	25	—	14	—	0.12
PV36J3	—	36	1S	32	—	11	25	—	14	—	0.16
PV40J3	—	40	1S	35	—	11	25	—	14	—	0.19
PV45J3	—	45	1S	40	—	11	25	—	14	—	0.25
PV50J3	—	50	1S	45	—	11	25	—	14	—	0.31
PV56J3	—	56	1S	51	—	11	25	—	14	—	0.40
PV63J3	1108	63	1	60	—	11	22	—	11	—	0.30
PV71J3	1108	71	1	60	—	11	22	—	11	—	0.42
PV75J3	1108	75	1	60	—	11	22	—	11	—	0.43
PV80J3	1108	80	1	60	—	11	22	—	11	—	0.45
PV85J3	1108	85	1	60	—	11	22	—	11	—	0.51
PV90J3	1108	90	1	60	—	11	22	—	11	—	0.56
PV95J3	1108	95	1	60	—	11	22	—	11	—	0.63
PV100J3	1108	100	1	60	—	11	22	—	11	—	0.68
PV112J3	1310	112	1	80	—	11	25	—	14	—	0.96
PV125J3	1310	125	1	80	—	11	25	—	14	—	1.15
PV140J3	1310	140	1	80	—	11	25	—	14	—	1.40
PV160J3	1610	160	1	85	—	11	25	—	14	—	1.74
PV200J3	2012	200	1	105	—	11	32	—	21	—	3.01

Bushing	Stock Bores																				
	10	11	12	14	16	18	19	20	22	24	25	28	30	32	35	38	40	42	45	48	50
1108			●	●	●	●	●	●	●	●	●	△									
1310						●	●	●	●	●	●	●	●	●	●						
1610						●	●	●	●	●	●	●	●	●	●	●	●	△			
2012							●	●	●	●	●	●	●	●	●	●	●	●	●	●	●

M^{ulti}-W_{edged} pulleys

J4

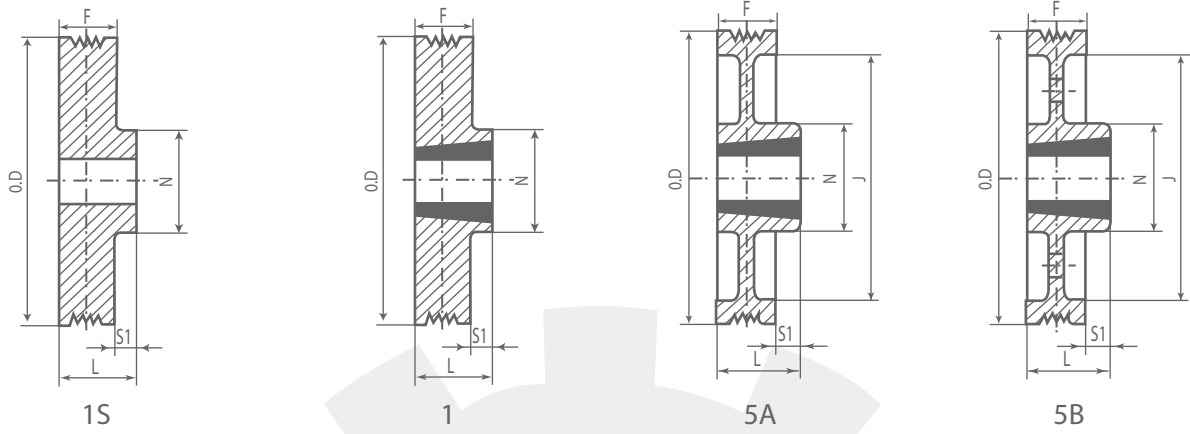


PART NO.	Bushing	OD	TYPE	N	J	F	L	E	S1	S2	kg
PV20J4	—	20	1S	15	—	13	25	—	12	—	0.05
PV25J4	—	25	1S	22	—	13	25	—	12	—	0.07
PV28J4	—	28	1S	25	—	13	25	—	12	—	0.09
PV32J4	—	32	1S	28	—	13	25	—	12	—	0.12
PV36J4	—	36	1S	32	—	13	25	—	12	—	0.16
PV40J4	—	40	1S	35	—	13	25	—	12	—	0.19
PV45J4	—	45	1S	40	—	13	25	—	12	—	0.25
PV50J4	—	50	1S	45	—	13	25	—	12	—	0.32
PV56J4	—	56	1S	51	—	13	25	—	12	—	0.40
PV63J4	1108	63	1	60	—	13	22	—	9	—	0.30
PV71J4	1108	71	1	60	—	13	22	—	9	—	0.42
PV75J4	1108	75	1	60	—	13	22	—	9	—	0.46
PV80J4	1108	80	1	60	—	13	22	—	9	—	0.49
PV85J4	1108	85	1	60	—	13	22	—	9	—	0.57
PV90J4	1108	90	1	60	—	13	22	—	9	—	0.61
PV95J4	1108	95	1	60	—	13	22	—	9	—	0.71
PV100J4	1108	100	1	60	—	13	22	—	9	—	0.76
PV112J4	1310	112	1	80	—	13	25	—	12	—	1.03
PV125J4	1310	125	1	80	—	13	25	—	12	—	1.27
PV140J4	1310	140	1	80	—	13	25	—	12	—	1.57
PV160J4	1610	160	1	85	—	13	25	—	12	—	1.98
PV200J4	2012	200	5A	105	184	13	32	8	19	—	2.63
PV250J4	2012	250	5A	105	234	13	32	8	19	—	3.62
PV315J4	2012	315	5B	105	293	13	32	8	19	—	4.46

Bushing	Stock Bores																						
	10	11	12	14	16	18	19		20	22	24	25	28	30	32	35	38	40	42	45	48	50	
1108			●	●	●	●	●	●	●	●	●	●	△										
1310						●	●	●	●	●	●	●	●	●	●	●							
1610						●	●	●	●	●	●	●	●	●	●	●	●	●	△				
2012							●	●	●	●	●	●	●	●	●	●	●	●	●	●	●	●	●

M^{ulti}-W_{edged} pulleys

J5

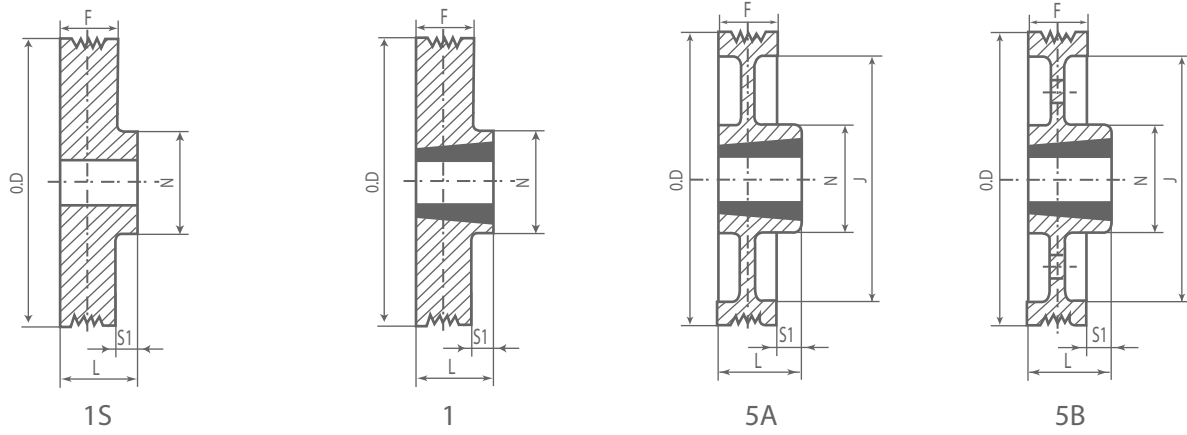


PART NO.	Bushing	O.D	TYPE	N	J	F	L	E	S1	S2	kg
PV20J5	—	20	1S	15	—	16	30	—	14	—	0.08
PV25J5	—	25	1S	22	—	16	30	—	14	—	0.09
PV28J5	—	28	1S	25	—	16	30	—	14	—	0.12
PV32J5	—	32	1S	28	—	16	30	—	14	—	0.14
PV36J5	—	36	1S	32	—	16	30	—	14	—	0.19
PV40J5	—	40	1S	35	—	16	30	—	14	—	0.23
PV45J5	—	45	1S	40	—	16	30	—	14	—	0.30
PV50J5	—	50	1S	45	—	16	30	—	14	—	0.38
PV56J5	—	56	1S	51	—	16	30	—	14	—	0.48
PV63J5	1108	63	1	60	—	16	22	—	6	—	0.30
PV71J5	1108	71	1	60	—	16	22	—	6	—	0.43
PV75J5	1108	75	1	60	—	16	22	—	6	—	0.48
PV80J5	1108	80	1	60	—	16	22	—	6	—	0.52
PV85J5	1108	85	1	60	—	16	22	—	6	—	0.63
PV90J5	1108	90	1	60	—	16	22	—	6	—	0.67
PV95J5	1108	95	1	60	—	16	22	—	6	—	0.25
PV100J5	1108	100	1	60	—	16	22	—	6	—	0.84
PV112J5	1310	112	1	80	—	16	25	—	9	—	1.11
PV125J5	1310	125	1	80	—	16	25	—	9	—	1.39
PV140J5	1310	140	1	80	—	16	25	—	9	—	1.25
PV160J5	1610	160	1	85	—	16	25	—	9	—	2.23
PV200J5	2012	200	5A	105	184	16	32	10	16	—	2.73
PV250J5	2012	250	5A	105	234	16	32	10	16	—	3.74
PV315J5	2012	315	5B	105	293	16	32	10	16	—	4.61

Bushing	Stock Bores																							
	10	11	12	14	16	18	19			20	22	24	25	28	30	32	35	38	40	42	45	48	50	
1108	●	●	●	●	●	●	●	●	●	●	●	●	●	△										
1310				●	●	●	●	●	●	●	●	●	●	●	●	△								
1610				●	●	●	●	●	●	●	●	●	●	●	●	●	●	●	△	△				
2012					●	●	●	●	●	●	●	●	●	●	●	●	●	●	●	●	●	●	●	△

M^{ulti} -W_{edged} pulleys

J6

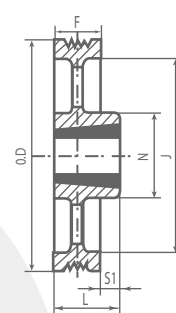
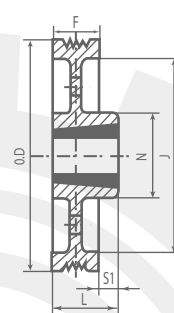
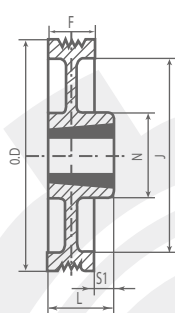
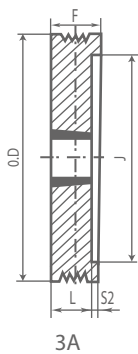
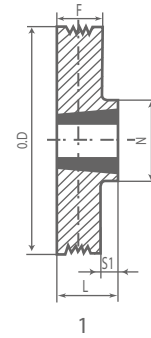
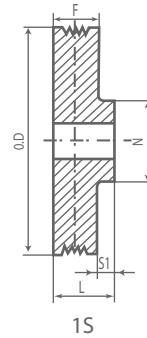


PART NO.	Bushing	O.D	TYPE	N	J	F	L	E	S1	S2	kg
PV20J6	—	20	1S	15	—	18	30	—	12	—	0.09
PV25J6	—	25	1S	22	—	18	30	—	12	—	0.10
PV28J6	—	28	1S	25	—	18	30	—	12	—	0.13
PV32J6	—	32	1S	28	—	18	30	—	12	—	0.14
PV36J6	—	36	1S	32	—	18	30	—	12	—	0.19
PV40J6	—	40	1S	35	—	18	30	—	12	—	0.23
PV45J6	—	45	1S	40	—	18	30	—	12	—	0.30
PV50J6	—	50	1S	45	—	18	30	—	12	—	0.38
PV56J6	—	56	1S	51	—	18	30	—	12	—	0.49
PV63J6	1108	63	1	60	—	18	22	—	4	—	0.31
PV71J6	1108	71	1	60	—	18	22	—	4	—	0.44
PV75J6	1108	75	1	60	—	18	22	—	4	—	0.49
PV80J6	1108	80	1	60	—	18	22	—	4	—	0.56
PV85J6	1108	85	1	60	—	18	22	—	4	—	0.68
PV90J6	1108	90	1	60	—	18	22	—	4	—	0.74
PV95J6	1108	95	1	60	—	18	22	—	4	—	0.87
PV100J6	1108	100	1	60	—	18	22	—	4	—	0.93
PV112J6	1310	112	1	80	—	18	25	—	7	—	1.20
PV125J6	1310	125	1	80	—	18	25	—	7	—	1.52
PV140J6	1310	140	1	80	—	18	25	—	7	—	1.94
PV160J6	1610	160	1	85	—	18	25	—	7	—	2.50
PV200J6	2012	200	5A	105	184	18	32	10	14	—	2.82
PV250J6	2012	250	5A	105	234	18	32	10	14	—	3.86
PV315J6	2012	315	5B	105	293	18	32	10	14	—	4.76

Bushing	Stock Bores																							
	10	11	12	14	16	18	19			20	22	24	25	28	30	32	35	38	40	42	45	48	50	
1108			●	●	●	●	●	●	●	●	●	●	●	△										
1310						●	●	●	●	●	●	●	●	●	●	●	●							
1610						●	●	●	●	●	●	●	●	●	●	●	●	●	●	△				
2012							●	●	●	●	●	●	●	●	●	●	●	●	●	●	●	●	●	●

M^{ulti}-W_{edged} pulleys

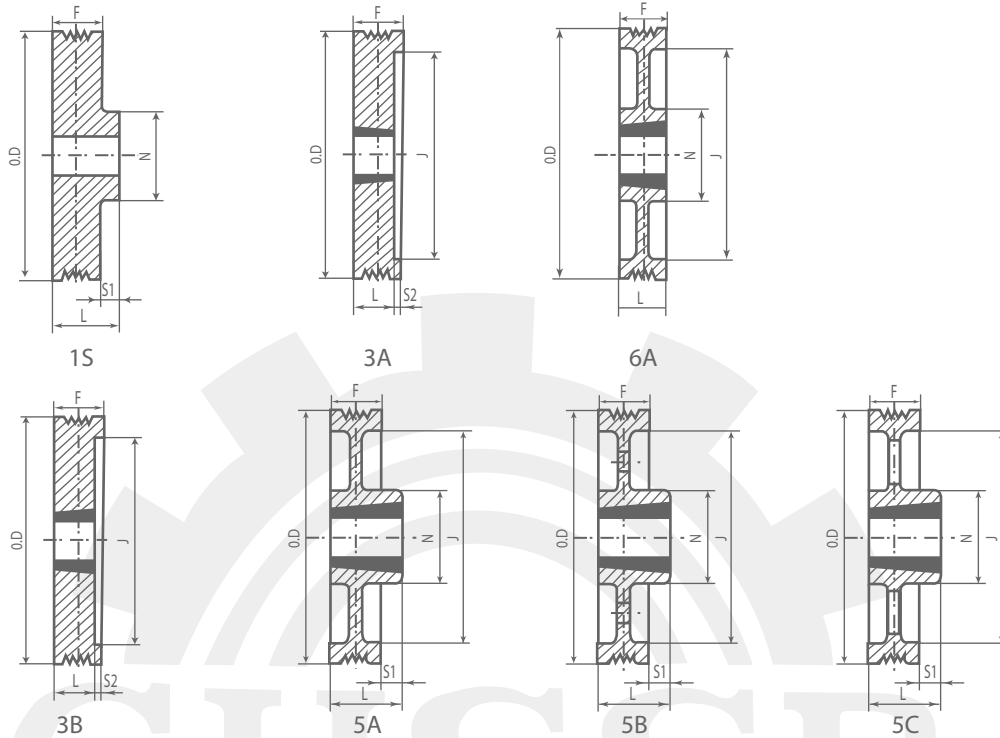
J8



PART NO.	Bushing	O.D	TYPE	N	J	F	L	E	S1	S2	kg
PV20J8	—	20	1S	15	—	23	30	—	7	—	0.02
PV25J8	—	25	1S	22	—	23	30	—	7	—	0.03
PV28J8	—	28	1S	25	—	23	30	—	7	—	0.05
PV32J8	—	32	1S	28	—	23	30	—	7	—	0.06
PV36J8	—	36	1S	32	—	23	30	—	7	—	0.08
PV40J8	—	40	1S	35	—	23	30	—	7	—	0.10
PV45J8	—	45	1S	40	—	23	30	—	7	—	0.13
PV50J8	—	50	1S	45	—	23	30	—	7	—	0.16
PV56J8	—	56	1S	51	—	23	30	—	7	—	0.28
PV63J8	1108	63	3A	—	46	23	22	—	—	1	0.4
PV71J8	1210	71	1	65	—	23	25	—	2	—	0.48
PV75J8	1210	75	1	70	—	23	25	—	2	—	0.58
PV80J8	1210	80	1	70	—	23	25	—	2	—	0.68
PV85J8	1210	85	1	75	—	23	25	—	2	—	0.79
PV90J8	1210	90	1	75	—	23	25	—	2	—	0.78
PV95J8	1610	95	1	85	—	23	25	—	2	—	0.91
PV100J8	1610	100	1	85	—	23	25	—	2	—	1.06
PV106J8	1610	106	1	85	—	23	25	—	2	—	1.3
PV112J8	1610	112	1	85	—	23	25	—	2	—	1.47
PV118J8	1610	118	1	85	—	23	25	—	2	—	1.65
PV125J8	1610	125	1	85	—	23	25	—	2	—	1.7
PV132J8	1610	132	1	85	—	23	25	—	2	—	1.8
PV140J8	1610	140	1	85	—	23	25	—	2	—	1.93
PV160J8	2012	160	1	105	—	23	32	—	9	—	1.95
PV180J8	2012	180	5A	105	164	23	32	12	9	—	2.3
PV200J8	2012	200	5A	105	184	23	32	12	9	—	2.42
PV224J8	2012	224	5A	105	208	23	32	12	9	—	2.66
PV250J8	2012	250	5A	105	234	23	32	12	9	—	3.26
PV280J8	2012	280	5B	105	264	23	32	12	9	—	5.2
PV315J8	2517	315	5B	120	293	23	45	15	22	—	5.8
PV355J8	2517	355	5C	120	333	23	45	14	22	—	6.0
PV400J8	2517	400	5C	120	378	23	45	14	22	—	6.5

**M^{ulti}
-W_{edged} pulleys**

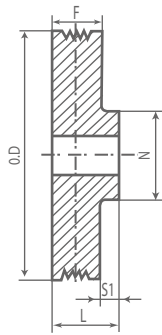
J12



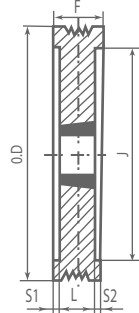
PART NO.	Bushing	O.D	TYPE	N	J	F	L	E	S1	S2	kg
PV32J12	—	32	1S	28	—	32	40	—	8	—	0.06
PV36J12	—	36	1S	32	—	32	40	—	8	—	0.09
PV40J12	—	40	1S	35	—	32	40	—	8	—	0.10
PV45J12	—	45	1S	40	—	32	40	—	8	—	0.13
PV50J12	—	50	1S	45	—	32	40	—	8	—	0.17
PV56J12	—	56	1S	51	—	32	40	—	8	—	0.21
PV63J12	1108	63	3B	—	46	32	22	—	—	10	0.33
PV71J12	1210	71	3B	—	56	32	25	—	—	7	0.44
PV75J12	1210	75	3B	—	60	32	25	—	—	7	0.54
PV80J12	1210	80	3B	—	65	32	25	—	—	7	0.7
PV85J12	1210	85	3B	—	69	32	25	—	—	7	0.76
PV90J12	1610	90	3B	—	74	32	25	—	—	7	0.88
PV95J12	1610	95	3B	—	79	32	25	—	—	7	0.96
PV100J12	1610	100	3B	—	84	32	25	—	—	7	1.0
PV106J12	1610	106	3B	—	90	32	25	—	—	7	1.2
PV112J12	1610	112	3B	—	96	32	25	—	—	7	1.37
PV118J12	1610	118	3B	—	102	32	25	—	—	7	1.45
PV125J12	1610	125	3B	—	109	32	25	—	—	7	1.75
PV132J12	2012	132	3B	—	115	32	32	—	—	—	1.85
PV140J12	2012	140	3B	—	125	32	32	—	—	—	2.15
PV160J12	2012	160	3B	—	144	32	32	—	—	—	2.4
PV180J12	2012	180	6A	105	164	32	32	12	—	—	2.62
PV200J12	2517	200	6A	120	184	32	32	12	—	—	3.54
PV224J12	2517	224	5A	120	208	32	45	12	13	—	3.85
PV250J12	2517	250	5A	120	234	32	45	12	13	—	4.0
PV280J12	2517	280	5B	120	264	32	45	12	13	—	4.7
PV315J12	2517	315	5B	120	293	32	45	12	13	—	5.2
PV355J12	2517	355	5C	120	333	32	45	14	13	—	6.0
PV400J12	2517	400	5C	120	378	32	45	14	13	—	7.0

M_{ulti}-W_{edged} pulleys

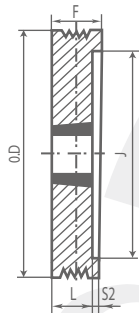
J16



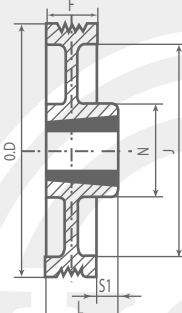
1S



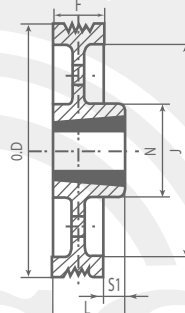
4



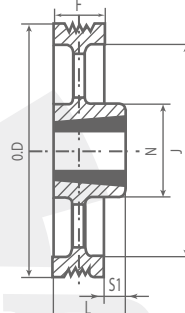
3B



5A



5B

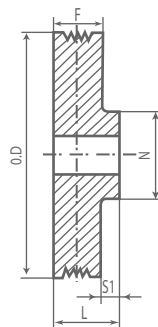


5C

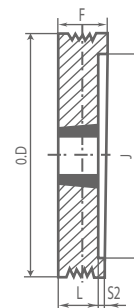
PART NO.	Bushing	O.D	TYPE	N	J	F	L	E	S1	S2	kg
PV45J16	—	45	1S	40	—	42	48	—	6	—	0.18
PV50J16	—	50	1S	45	—	42	48	—	6	—	0.21
PV56J16	—	56	1S	51	—	42	48	—	6	—	0.26
PV63J16	1108	63	4	—	46	42	22	—	10	10	0.4
PV71J16	1210	71	4	—	56	42	25	—	8.5	8.5	0.5
PV75J16	1210	75	4	—	60	42	25	—	8.5	8.5	0.62
PV80J16	1210	80	4	—	65	42	25	—	8.5	8.5	0.24
PV85J16	1210	85	4	—	69	42	25	—	8.5	8.5	0.87
PV90J16	1610	90	4	—	74	42	25	—	8.5	8.5	0.98
PV95J16	1610	95	4	—	79	42	25	—	8.5	8.5	1.0
PV100J16	1610	100	4	—	84	42	25	—	8.5	8.5	1.0
PV106J16	1610	106	4	—	90	42	25	—	8.5	8.5	1.3
PV112J16	2012	112	3B	—	96	42	32	—	10	—	1.5
PV118J16	2012	118	3B	—	102	42	32	—	10	—	1.8
PV125J16	2012	125	3B	—	109	42	32	—	70	—	2.0
PV132J16	2012	132	3B	—	115	42	32	—	10	—	2.3
PV140J16	2012	140	3B	—	125	42	32	—	10	—	2.6
PV160J16	2012	160	3B	—	144	42	32	—	10	—	3.5
PV180J16	2517	180	5A	120	164	42	45	12	3	—	4.4
PV200J16	2517	200	5A	120	184	42	45	12	3	—	4.7
PV224J16	2517	224	5A	120	208	42	45	12	3	—	4.8
PV250J16	2517	250	5A	120	234	42	45	12	3	—	5.1
PV280J16	2517	280	5B	120	264	42	45	12	3	—	5.3
PV315J16	2517	315	5B	120	293	42	45	12	3	—	6.0
PV355J16	2517	355	5C	120	333	42	45	14	3	—	7.1
PV400J16	2517	400	5C	120	378	42	45	14	3	—	8.7

M^{ulti}-W_{edged} pulleys

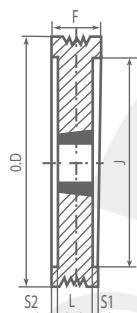
J20



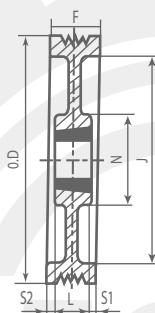
1S



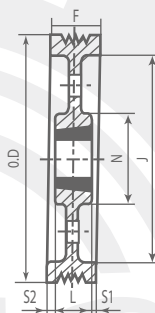
3B



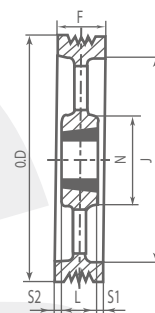
4



7A



7B

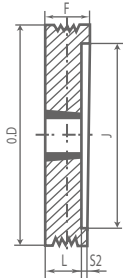


7C

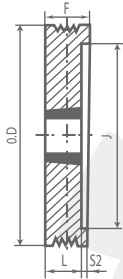
PART NO.	Bushing	O.D	TYPE	N	J	F	L	E	S1	S2	kg
PV45J20	—	45	1S	40	—	51	58	—	7	—	0.2
PV50J20	—	50	1S	45	—	51	58	—	7	—	0.26
PV56J20	—	56	1S	51	—	51	58	—	7	—	0.33
PV63J20	—	63	1S	55	—	51	58	—	7	—	0.41
PV71J20	1210	71	4	—	56	51	25	—	13	13	0.63
PV75J20	1210	75	4	—	60	51	25	—	13	13	0.71
PV80J20	1210	80	4	—	65	51	25	—	13	13	0.83
PV85J20	1210	85	4	—	69	51	25	—	13	13	1.0
PV90J20	1210	90	4	—	72	51	25	—	13	13	1.1
PV95J20	1610	95	4	—	79	51	25	—	13	13	1.3
PV100J20	1610	100	4	—	84	51	25	—	13	13	1.5
PV106J20	1610	106	4	—	90	51	25	—	13	13	1.7
PV112J20	2012	112	4	—	96	51	32	—	9.5	9.5	1.9
PV118J20	2012	118	4	—	102	51	32	—	9.5	9.5	2.1
PV125J20	2517	125	3B	—	109	51	45	—	—	6	2.7
PV132J20	2517	132	3B	—	115	51	45	—	—	6	3.2
PV140J20	2517	140	3B	—	125	51	45	—	—	6	4.6
PV160J20	2517	160	3B	—	144	51	45	—	—	6	5.0
PV180J20	2517	180	3B	—	164	51	45	—	—	6	5.4
PV200J20	2517	200	7A	120	184	51	45	12	—	6	7.2
PV224J20	3020	224	7A	145	208	51	51	12	—	0	7.8
PV250J20	3020	250	7A	145	234	51	51	12	—	0	8.3
PV280J20	3020	280	7B	145	264	51	51	14	—	0	9.5
PV315J20	3020	315	7B	145	293	51	51	14	—	0	4.0
PV355J20	3020	355	7C	145	333	51	51	16	—	0	13.2
PV400J20	3020	400	7C	145	378	51	51	16	—	0	15.3

M^{ulti}-W_{edged} pulleys

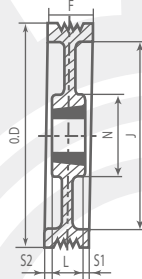
L5



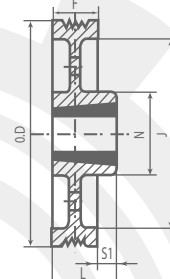
3A



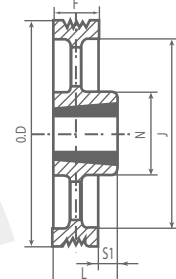
3B



7A



5B



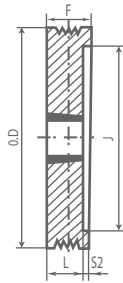
5C

PART NO.	Bushing	O.D	TYPE	N	J	F	L	E	S1	S2	kg
PV80L5	1210	80	3A	—	58	39	25	—	—	14	0.76
PV85L5	1210	85	3A	—	59	39	25	—	—	14	0.88
PV90L5	1610	90	3A	—	68	39	25	—	—	14	0.94
PV95L5	1610	95	3A	—	70	39	25	—	—	14	1.15
PV100L5	1610	100	3A	—	71	39	25	—	—	14	1.24
PV106L5	1610	106	3B	—	73	39	25	—	—	14	1.43
PV112L5	1610	112	3B	—	79	39	25	—	—	14	1.67
PV118L5	1610	118	3B	—	89	39	25	—	—	14	1.88
PV125L5	1610	125	3B	—	90	39	25	—	—	14	2.14
PV132L5	2012	132	3B	—	105	39	32	—	—	7	2.95
PV140L5	2012	140	3B	—	110	39	32	—	—	7	3.60
PV160L5	2012	160	3B	—	125	39	32	—	—	7	4.05
PV180L5	2012	180	3B	—	145	39	32	—	—	7	4.13
PV200L5	2012	200	7A	105	167	39	32	12	—	7	4.21
PV224L5	2012	224	7A	105	191	39	32	12	—	7	5.36
PV250L5	2012	250	7A	105	217	39	32	12	—	7	5.88
PV280L5	2517	280	5B	120	247	39	45	12	6	—	6.95
PV315L5	2517	315	5B	120	276	39	45	14	6	—	8.02
PV355L5	3020	355	5C	145	316	39	51	14	12	—	10.5
PV400L5	3020	400	5C	145	361	39	51	14	12	—	11.6

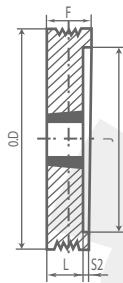
Bushing	Stock Bores																							
	14	16	18	19	20	22	24	25	28	30	32	35	38	40	42	45	48	50	55	60	65	70	75	
1310			●	●	●	●	●	●	●	●	●	●												
1610			●	●	●	●	●	●	●	●	●	●	●	●	△									
2012				●	●	●	●	●	●	●	●	●	●	●	●	●	●							
2517					●	●	●	●	●	●	●	●	●	●	●	●	●	●	●					
3020								●	●	●	●	●	●	●	●	●	●	●	●	●	●	●	●	●

M^{ulti}-W_{edged} pulleys

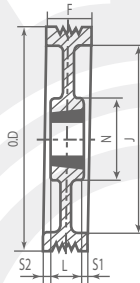
L6



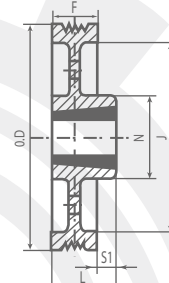
3A



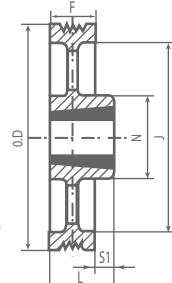
3B



7A



5B



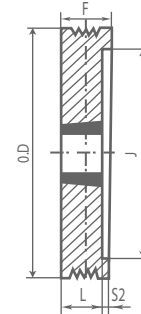
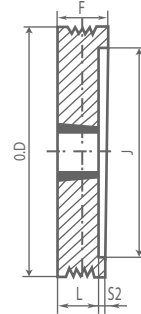
5C

PART NO.	Bushing	O.D	TYPE	N	J	F	L	E	S1	S2	kg
PV80L6	1210	80	3A	—	58	42	25	—	—	17	0.83
PV85L6	1210	85	3A	—	59	42	25	—	—	17	0.95
PV90L6	1610	90	3A	—	68	42	25	—	—	17	1.02
PV95L6	1610	95	3A	—	70	42	25	—	—	17	1.28
PV100L6	1610	100	3A	—	71	42	25	—	—	17	1.34
PV106L6	1610	106	3B	—	73	42	25	—	—	17	1.66
PV112L6	1610	112	3B	—	79	42	25	—	—	17	1.9
PV118L6	1610	118	3B	—	89	42	25	—	—	17	2.11
PV125L6	1610	125	3B	—	90	42	25	—	—	17	2.26
PV132L6	2012	132	3B	—	105	42	32	—	—	10	3.13
PV140L6	2012	140	3B	—	110	42	32	—	—	10	3.65
PV160L6	2012	160	3B	—	125	42	32	—	—	10	4.21
PV180L6	2012	180	3B	—	145	42	32	—	—	10	4.32
PV200L6	2012	200	7A	105	167	42	32	14	—	10	4.41
PV224L6	2012	224	7A	105	191	42	32	14	—	10	5.65
PV250L6	2012	250	7A	105	217	42	32	14	—	10	6.13
PV280L6	2517	280	5B	120	247	42	45	14	3	—	7.7
PV315L6	2517	315	5B	120	276	42	45	16	3	—	8.34
PV355L6	3020	355	5C	145	316	42	51	16	9	—	10.56
PV400L6	3020	400	5C	145	361	42	51	16	9	—	12.0

Bushing	Stock Bores																							
	14	16	18	19	20	22	24	25	28	30	32	35	38	40	42	45	48	50	55	60	65	70	75	
1310			●	●	●	●	●	●	●	●	●	●												
1610			●	●	●	●	●	●	●	●	●	●	●	●	△									
2012				●	●	●	●	●	●	●	●	●	●	●	●	●	●							
2517					●	●	●	●	●	●	●	●	●	●	●	●	●	●	●					
3020								●	●	●	●	●	●	●	●	●	●	●	●	●	●	●	●	●

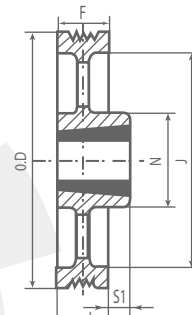
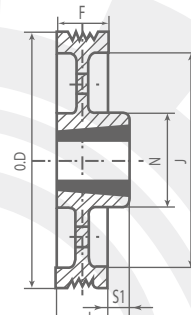
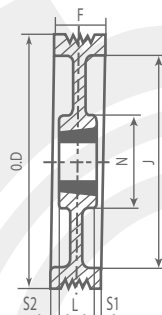
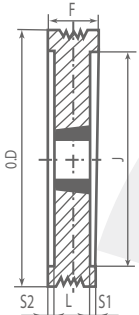
M^{ulti}-W_{edged} pulleys

L8



3A

3B



4

7A

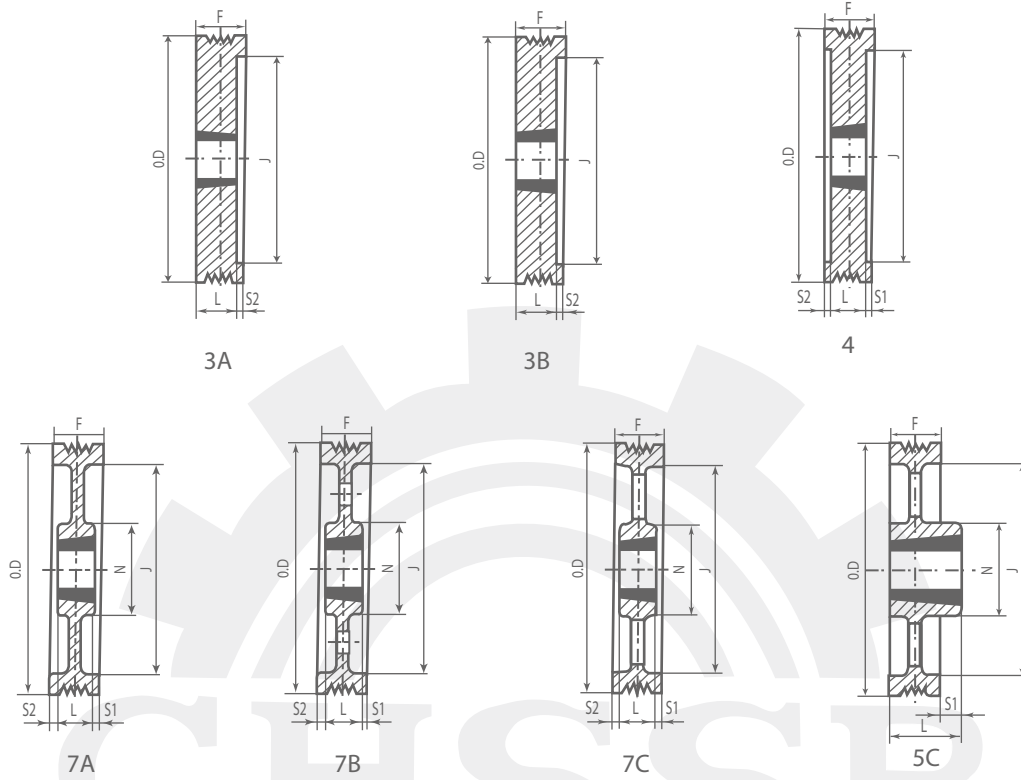
5B

5C

PART NO.	Bushing	O.D	TYPE	N	J	F	L	E	S1	S2	kg
PV75L8	1108	75	3A	—	46	52	22	—	—	30	0.64
PV80L8	1210	80	3A	—	58	52	25	—	—	27	0.67
PV85L8	1210	85	3A	—	59	52	25	—	—	27	0.27
PV90L8	1610	90	3A	—	68	52	25	—	—	27	1.0
PV95L8	1610	95	3A	—	70	52	25	—	—	27	1.3
PV100L8	1610	100	3A	—	71	52	25	—	—	27	1.1
PV106L8	1610	106	4	—	73	52	25	—	13.5	13.5	1.2
PV112L8	2012	112	4	—	79	52	32	—	10	10	1.2
PV118L8	2012	118	4	—	89	52	32	—	10	10	1.52
PV125L8	2012	125	4	—	90	52	32	—	10	10	1.8
PV132L8	2012	132	4	—	105	52	32	—	10	10	2.0
PV140L8	2012	140	4	—	110	52	32	—	10	10	2.5
PV160L8	2012	160	4	—	125	52	32	—	10	10	2.9
PV180L8	2517	180	3B	—	145	52	45	—	—	7	4.1
PV200L8	2517	200	3B	—	167	52	45	—	—	7	4.7
PV224L8	2517	224	7A	120	191	52	45	12	—	7	5.1
PV250L8	2517	250	7A	120	217	52	45	12	—	7	6.4
PV280L8	3020	280	7B	145	247	52	51	14	1	—	6.5
PV315L8	3020	315	7B	145	276	52	51	14	1	—	6.8
PV355L8	3020	355	7C	145	316	52	51	14	1	—	8.0
PV400L8	3525	400	5C	166	361	52	63	16	11	—	9.2
PV450L8	3525	450	5C	168	411	52	63	20	11	—	12.6
PV500L8	4030	500	5C	216	461	52	76	20	24	—	13.0
PV560L8	4030	560	5C	216	521	52	76	20	24	—	16.0
PV630L8	4030	630	5C	216	591	52	76	20	24	—	17.6

**M^{ulti}
-W_{edged}** pulleys

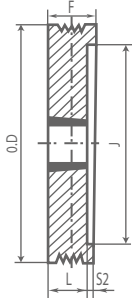
L10



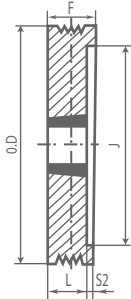
PART NO.	Bushing	IO.D	TYPE	N	J	F	L	E	S1	S2	kg
PV75L10	1108	75	3A	—	46	61	22	—	—	39	1.38
PV80L10	1210	80	3A	—	58	61	25	—	—	36	1.51
PV85L10	1210	85	3A	—	59	61	25	—	—	36	1.54
PV90L10	1615	90	3A	—	68	61	38	—	—	23	1.66
PV95L10	1615	95	3A	—	70	61	38	—	—	23	1.79
PV100L10	1615	100	3A	—	71	61	38	—	—	23	1.92
PV106L10	1615	106	4	—	73	61	38	—	11.5	11.5	2.15
PV112L10	2012	112	4	—	79	61	32	—	14.5	14.5	2.38
PV118L10	2012	118	4	—	89	61	32	—	14.5	14.5	2.58
PV125L10	2012	125	4	—	90	61	32	—	14.5	14.5	2.25
PV132L10	2012	132	4	—	105	61	32	—	14.5	14.5	3.18
PV140L10	2012	140	4	—	110	61	32	—	14.5	14.5	3.95
PV160L10	2012	160	4	—	125	61	32	—	14.5	14.5	4.84
PV180L10	2517	180	3B	—	145	61	45	—	—	16	6.95
PV200L10	2517	200	3B	—	167	61	45	—	—	16	9.22
PV224L10	2517	224	7A	120	191	61	45	12	—	16	7.16
PV250L10	2517	250	7A	120	217	61	45	12	—	16	7.75
PV280L10	3020	280	7B	145	247	61	51	14	—	10	9.8
PV315L10	3020	315	7B	145	276	61	51	14	—	10	11.7
PV355L10	3020	355	7C	145	316	61	51	16	—	10	15.2
PV400L10	3525	400	5C	166	361	61	63	16	2	—	16.3
PV450L10	3525	450	5C	168	411	61	63	20	2	—	21.5
PV500L10	4030	500	5C	216	461	61	76	20	15	—	25.8
PV560L10	4030	560	5C	216	521	61	76	22	15	—	28.8
PV630L10	4030	630	5C	216	591	61	76	22	15	—	32.9

M^{ulti}-W^{edged} pulleys

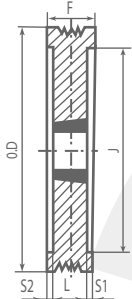
L12



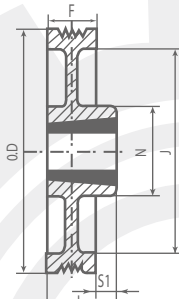
3A



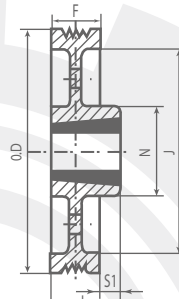
3B



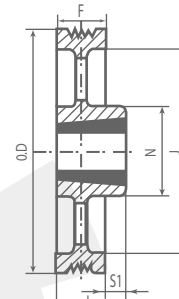
4



5A



5B

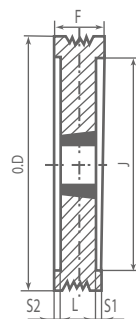


5C

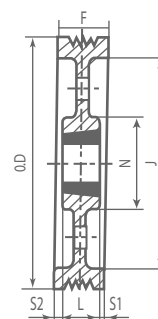
PART NO.	Bushing	O.D	TYPE	N	J	F	L	E	S1	S2	kg
PV75L12	1108	75	3A	—	46	70	22	—	—	48	1.0
PV80L12	1310	80	3A	—	58	70	25	—	—	45	1.15
PV85L12	1310	85	3A	—	59	70	25	—	—	45	1.18
PV90L12	1615	90	3A	—	68	70	38	—	—	32	1.3
PV95L12	1615	95	3A	—	70	70	38	—	—	32	1.55
PV100L12	1615	100	3A	—	71	70	38	—	—	32	1.4
PV106L12	1615	106	3A	—	73	70	38	—	—	32	1.8
PV112L12	2012	112	4	—	79	70	32	—	19	19	3.0
PV118L12	2012	118	4	—	89	70	32	—	19	19	2.3
PV125L12	2012	125	4	—	90	70	32	—	19	19	2.5
PV132L12	2517	132	4	—	105	70	45	—	12.5	12.5	2.8
PV140L12	2517	140	4	—	110	70	45	—	12.5	12.5	3.4
PV160L12	2517	160	4	—	125	70	45	—	12.5	12.5	4.9
PV180L12	2517	180	4	—	145	70	45	—	12.5	12.5	6.2
PV200L12	2517	200	4	—	167	70	45	—	12.5	12.5	6.5
PV224L12	3030	224	5A	125	191	70	76	14	6	—	7.5
PV250L12	3030	250	5A	125	217	70	76	14	6	—	8.0
PV280L12	3030	280	5B	145	247	70	76	16	6	—	8.8
PV315L12	3030	315	5B	145	276	70	76	16	6	—	10.8
PV355L12	3535	355	5C	168	316	70	89	20	19	—	12.7
PV400L12	3535	400	5C	168	361	70	89	20	19	—	13.3
PV450L12	3535	450	5C	168	411	70	89	22	19	—	19.0
PV500L12	4030	500	5C	216	461	70	76	22	6	—	20.0
PV560L12	4030	560	5C	216	521	70	76	25	6	—	25.0
PV630L12	4030	630	5C	216	591	70	76	25	6	—	30.0

M^{ulti}-W_{edged} pulleys

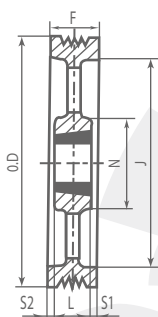
L16



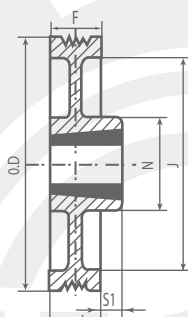
4



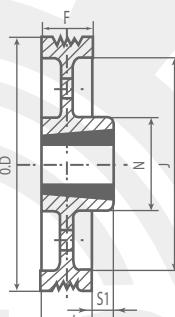
7B



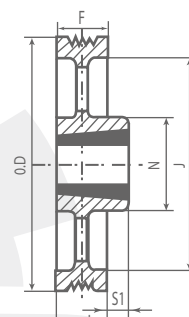
7C



5A



5B

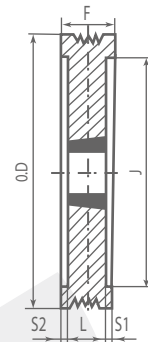


5C

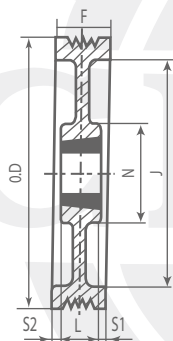
PART NO.	Bushing	O.D	TYPE	N	J	F	L	E	S1	S2	kg
PV85L16	1615	85	4	—	68	89	38	—	25.5	25.5	1.2
PV90L16	1615	90	4	—	68	89	38	—	25.5	25.5	1.6
PV95L16	1615	95	4	—	70	89	38	—	25.5	25.5	1.7
PV100L16	1615	100	4	—	71	89	38	—	25.5	25.5	1.8
PV106L16	1615	106	4	—	73	89	38	—	25.5	25.5	2.3
PV112L16	2012	112	4	—	79	89	32	—	28.5	28.5	2.5
PV118L16	2012	118	4	—	89	89	32	—	28.5	28.5	2.6
PV125L16	2012	125	4	—	90	89	32	—	28.5	28.5	2.8
PV132L16	2517	132	4	—	105	89	45	—	22	22	3.2
PV140L16	2517	140	4	—	110	89	45	—	22	22	4.1
PV160L16	2517	160	4	—	125	89	45	—	22	22	5.5
PV180L16	2517	180	4	—	145	89	45	—	22	22	7.4
PV200L16	2517	200	4	—	167	89	45	—	22	22	9.4
PV224L16	3030	224	7B	145	191	89	76	20	13	—	10.7
PV250L16	3030	250	7B	145	217	89	76	20	13	—	12.0
PV280L16	3030	280	7B	145	247	89	76	22	13	—	12.2
PV315L16	3535	315	7B	168	279	89	89	22	0	0	13.8
PV355L16	3535	355	7C	168	316	89	89	25	0	0	19.2
PV400L16	3535	400	7C	168	361	89	89	25	0	0	19.2
PV450L16	4040	450	5C	216	411	89	102	25	13	—	22.0
PV500L16	4040	500	5C	216	461	89	102	28	13	—	28.2
PV560L16	4040	560	5C	216	521	89	102	28	13	—	31.0
PV630L16	4040	630	5C	216	591	89	102	28	13	—	35.3

M^{ulti}-W_{edged} pulleys

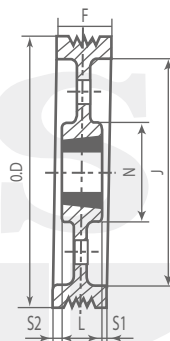
L20



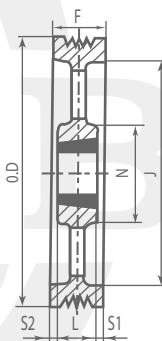
4



7A



7B

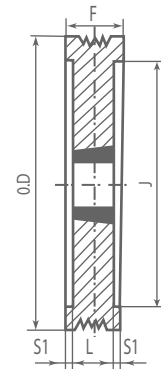


7C

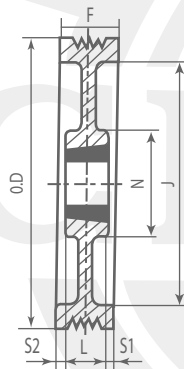
PART NO.	Bushing	O.D	TYPE	N	J	F	L	E	S1	S2	kg
PV132L20	2517	132	4	—	105	108	45	—	31.5	31.5	4.0
PV140L20	2517	140	4	—	110	108	45	—	31.5	31.5	4.4
PV160L20	2517	160	4	—	125	108	45	—	31.5	31.5	5.8
PV180L20	2517	180	4	—	145	108	45	—	31.5	31.5	8.0
PV200L20	3030	200	4	—	167	108	76	—	31.5	31.5	11.0
PV224L20	3030	224	7A	145	191	108	76	20	16	16	15.4
PV250L20	3030	250	7A	145	217	108	76	20	16	16	21.0
PV280L20	3535	280	7B	168	247	108	89	22	—	19	22.8
PV315L20	3535	315	7B	168	276	108	89	22	—	19	25.6
PV355L20	3535	355	7C	168	316	108	89	28	—	19	28.2
PV400L20	4040	400	7C	216	361	108	102	28	—	6	29.8
PV450L20	4040	450	7C	216	411	108	102	30	—	6	35.6
PV500L20	4040	500	7C	216	461	108	102	30	—	6	37.6
PV560L20	4040	560	7C	216	521	108	102	30	—	6	47.0
PV630L20	4040	630	7C	216	591	108	102	30	—	6	53.0

M^{ulti}-W_{edged} pulleys

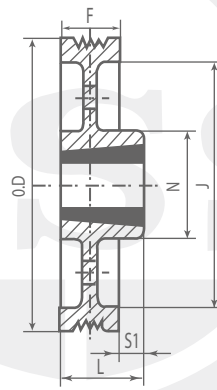
M6



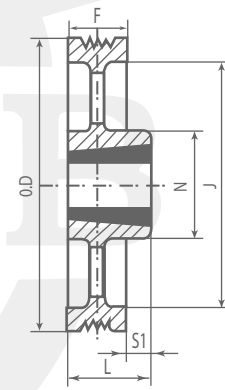
4



7A



5B

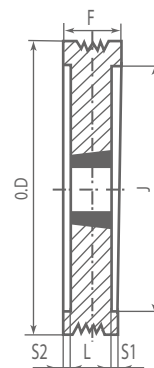


5C

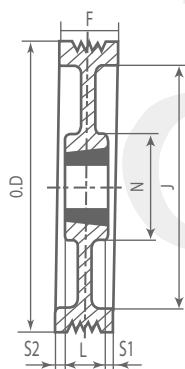
PART NO.	Bushing	O.D	TYPE	N	J	F	L	E	S ₁	S ₂	kg
PV180M6	2517	180	4	—	130	74	45	—	14.5	14.5	6.8
PV190M6	2517	190	4	—	140	74	45	—	14.5	14.5	7.4
PV200M6	3020	200	4	—	160	74	51	—	11.5	11.5	7.6
PV212M6	3020	212	4	—	170	74	51	—	11.5	11.5	7.9
PV224M6	3020	224	4	—	180	74	51	—	11.5	11.5	8.4
PV250M6	3020	250	7A	145	205	74	51	22	11.5	11.5	9.0
PV280M6	3020	280	7A	145	230	74	51	22	11.5	11.5	10.0
PV315M6	3535	315	5B	168	272	74	89	25	15	—	11.8
PV355M6	3535	355	5B	168	305	74	89	25	15	—	17.6
PV400M6	4040	400	5C	216	350	74	102	28	28	—	20.2
PV450M6	4040	450	5C	216	400	74	102	30	28	—	23.1
PV500M6	4040	500	5C	216	450	74	102	30	28	—	25.9
PV560M6	4040	560	5C	216	510	74	102	30	28	—	29.3
PV710M6	4040	710	5C	216	660	74	102	30	28	—	44.0

M^{ulti}-W_{edged} pulleys

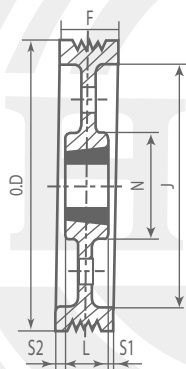
M10



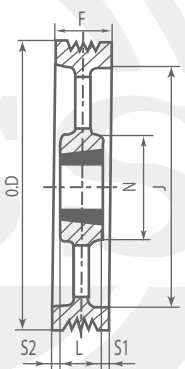
4



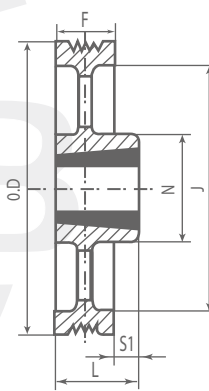
7A



7B



7C

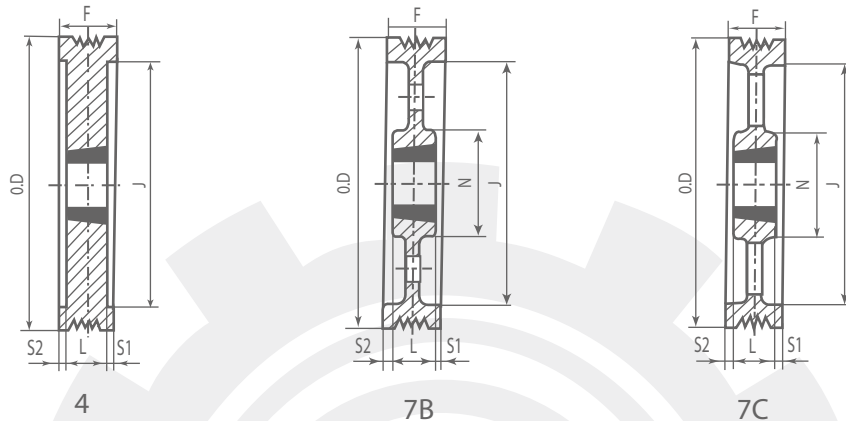


5C

PART NO.	Bushing	O.D	TYPE	N	J	F	L	E	S ₁	S ₂	kg
PV180M10	3030	180	4	—	130	112	76	—	18	18	9.0
PV190M10	3030	190	4	—	145	112	76	—	18	18	10.5
PV200M10	3030	200	4	—	150	112	76	—	18	18	11.0
PV212M10	3535	212	4	—	165	112	89	—	11.5	11.5	16.1
PV224M10	3535	224	4	—	177	112	89	—	11.5	11.5	17.1
PV250M10	3535	250	4	—	203	112	89	—	11.5	11.5	19.0
PV280M10	3535	280	7A	168	233	112	89	28	11.5	11.5	21.3
PV315M10	3535	315	7B	168	268	112	89	28	11.5	11.5	26.0
PV355M10	4040	355	7B	216	305	112	102	28	—	10	29.2
PV400M10	4040	400	7C	216	350	112	102	35	—	10	32.9
PV450M10	4040	450	7C	216	400	112	102	35	—	10	37.1
PV500M10	4040	500	7C	216	450	112	102	35	—	10	41.1
PV560M10	4545	560	5C	254	510	112	114	40	2	—	56.0
PV630M10	4545	630	5C	254	580	112	114	40	2	—	63.0
PV710M10	4545	710	5C	254	660	112	114	40	2	—	71.0

M^{ulti} -W_{edged} pulleys

M16



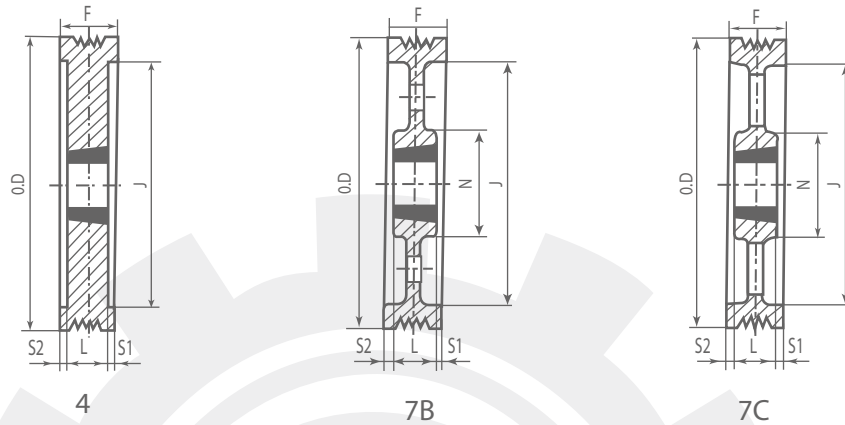
PART NO.	Bushing	O.D	TYPE	N	J	F	L	E	S1	S2	kg
PV180M16	3030	180	4	—	130	168	76	—	46	46	9.0
PV190M16	3030	190	4	—	140	168	76	—	46	46	10.2
PV200M16	3535	200	4	—	152	168	89	—	39.5	39.5	13.0
PV212M16	3535	212	4	—	166	168	89	—	39.5	39.5	16.8
PV224M16	3535	224	4	—	173	168	89	—	39.5	39.5	17.8
PV250M16	3535	250	4	—	190	168	89	—	39.5	39.5	25.0
PV280M16	3535	280	4	—	230	168	89	—	39.5	39.5	32.4
PV315M16	4040	315	4	—	265	168	102	—	33	33	42.6
PV355M16	4040	355	7B	216	305	168	102	35	33	33	47.0
PV400M16	4040	400	7B	216	350	168	102	35	33	33	51.4
PV450M16	4040	450	7C	216	400	168	102	45	33	33	56.5
PV500M16	4040	500	7C	216	450	168	102	55	33	33	62.3
PV560M16	4545	560	7C	254	500	168	114	55	27	27	72.0
PV630M16	4545	630	7C	254	580	168	114	60	27	27	81.0
PV710M16	4545	710	7C	254	660	168	114	60	27	27	91.3

Standard bore dimensions of BTL bushings

Bushing	Stock Bores																							
	25	28	30	32	35	38	40	42	45	48	50	55	60	65	70	75	80	85	90	95	100	105	110	
3030	●	●	●	●	●	●	●	●	●	●	●	●	●	●	●									
3535					●	●	●	●	●	●	●	●	●	●	●	●	●	●	●					
4040							●	●	●	●	●	●	●	●	●	●	●	●	●	●	●	●		
4545												●	●	●	●	●	●	●	●	●	●	●	●	●

**M^{ulti}
-W_{edged}** pulleys

M20



PART NO.	Bushing	O.D	TYPE	N	J	F	L	E	S1	S2	kg
PV180M20	3030	180	4		130	205	76		64.5	64.5	10.2
PV190M20	3030	190	4		140	205	76		64.5	64.5	11.5
PV200M20	3535	200	4		152	205	89		58	58	13.0
PV212M20	3535	212	4		166	205	89		58	58	15.5
PV224M20	3535	224	4		173	205	89		58	58	19.7
PV250M20	3535	250	4		190	205	89		58	58	28.6
PV280M20	3535	280	4		230	205	89		58	58	38.9
PV315M20	4040	315	4		265	205	102		51.5	51.5	42.0
PV400M20	4040	400	7B	216	350	205	102	40	51.5	51.5	57.2
PV450M20	4040	450	7C	216	400	205	102	50	51.5	51.5	58.8
PV500M20	4545	500	7C	254	450	205	114	60	45.4	45.4	65.2
PV560M20	4545	560	7C	254	500	205	114	60	45.4	45.4	73.0
PV630M20	4545	630	7C	254	580	205	114	65	45.4	45.4	82.0
PV710M20	5050	710	7C	268	660	205	127	65	39	39	98.4

Standard bore dimensions of BTL bushings

Bushing	Stock Bores																													
	25	28	30	32	35	38	40				42	45	48	50	55	60	65	70	75	80	85	90	95	100	105	110	115	120	125	
3030	●	●	●	●	●	●	●	●	●	●	●	●	●	●	●	●	●	●	●											
3535						●	●	●	●	●	●	●	●	●	●	●	●	●	●	●	●	●								
4040									●	●	●	●	●	●	●	●	●	●	●	●	●	●	●	●	●	●				
4545															●	●	●	●	●	●	●	●	●	●	●	●	●	●	●	
5050																●	●	●	●	●	●	●	●	●	●	●	●	●	●	●